

OMC Costruzioni Meccaniche

di Caprella Giuseppe Antonio & Figli

Via Brodolini, 4 - 50063 Figline Valdarno - Firenze (Italy)

Tel. 0039.055.9154005 - 9154968 - Fax 0039.055.9154968

www.omccaprella.it - omc@omccaprella.it



Catalogo Fondi Gommati

Rubber Base Catalogue

Catalogue des Fonds de Gomme

Каталог основание в резине

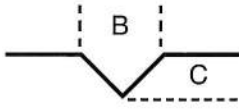
Catálogo Fondos de Goma



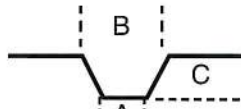


**STAMPI ESAGONALI
MOULDES HEXAGON
MOLDES HEXÁGONAL**

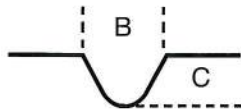




Canale a "V"
"V" Channel
Canal en punta



Canale Trapezoidale ("W")
Trapezoidal Channel
Canal Trapezoidal



Canale Rotondo ("R")
Round Channel
Canal Redondo



Canale bordo Rotondo ("BR")
Round Edge Channel
Canal Convexo

L= Larghezza disegno
L= Measure design
L= Longitud del dibujo

700



L=367,5X637,5-180X180

A	B	C	D	E
		1		


700/1



L=345X345-398X398

A	B	C	D	E
		8,5		


700/2



L=338X338-390X390

A	B	C	D	E
		3,5		

700/3



L=331X331-382X382

A	B	C	D	E
		3,5		


700/4



L=326,5X326,5-375X375

A	B	C	D	E
		1		

700/5



L=336X398-347X444

A	B	C	D	E
		3		

700/7



L=377X377-330X330

A	B	C	D	E

700/9



L=345X345-398X398

A	B	C	D	E
		5		

700/10




L=297X297-344X344

A	B	C	D	E
		2		

700/12

400x400



L=CHIAVE 397

A	B	C	D	E

700/13

400x400



L=CHIAVE 397

A	B	C	D	E
	5	7		

700/14



L=432X432-498X498

A	B	C	D	E
		3,5		


700/15



L=

A	B	C	D	E

700/16



L=477X477-437X437

A	B	C	D	E
		3		

700/17



L=615X615-534X534

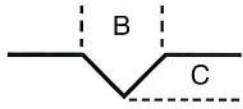
A	B	C	D	E
		5		

701

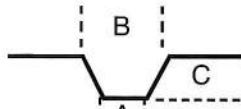


L=398X380-425X425

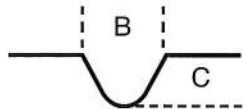
A	B	C	D	E
		1		



Canale a "V"
"V" Channel
Canal en punta



Canale Trapezoidale ("W")
Trapezoidal Channel
Canal Trapezoidal



Canale Rotondo ("R")
Round Channel
Canal Redondo



Canale bordo Rotondo ("BR")
Round Edge Channel
Canal Convexo

L= Larghezza disegno
L= Measure design
L= Longitud del dibujo

702



L=252X52-290X290

A	B	C	D	E
		7		

703



L=280,5X280,5-323,5X323,5

A	B	C	D	E
		4,5		

704



L=254X254-293X293

A	B	C	D	E
		4		

705



L=281X281-324X324

A	B	C	D	E
		6		

706



L=346X346-399X399

A	B	C	D	E
2,8	12	5		

707



L=345,5X345,5-398,5X398,5

A	B	C	D	E
16,5		8,5		

5032



L=420X390

A	B	C	D	E


5112



L=398X398X5-465X465X5

A	B	C	D	E
		5		


5202



L=395X563X3,5

A	B	C	D	E


5462



L=230X230-266X266

A	B	C	D	E
		0,5		


5463



L=289X289-333X333

A	B	C	D	E
		0,5		

5464



L=347X410-410X467

A	B	C	D	E
		3		