

# OMC Costruzioni Meccaniche

di Caprella Giuseppe Antonio & Figli

Via Brodolini, 4 - 50063 Figline Valdarno - Firenze (Italy)

Tel. 0039.055.9154005 - 9154968 - Fax 0039.055.9154968

[www.omccaprella.it](http://www.omccaprella.it) - [omc@omccaprella.it](mailto:omc@omccaprella.it)



***Catalogo Fondi Gommati***

***Rubber Base Catalogue***

***Catalogue des Fonds de Gomme***

***Каталог основание в резине***

***Catálogo Fondos de Goma***





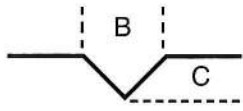


**STAMPI**  
**MOULDES 500x500**  
**MOLDES**

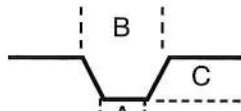




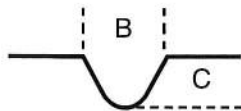




Canale a "V"  
"V" Channel  
Canal en punta



Canale Trapezoidale ("W")  
Trapezoidal Channel  
Canal Trapezoidal



Canale Rotondo ("R")  
Round Channel  
Canal Redondo



Canale bordo Rotondo ("BR")  
Round Edge Channel  
Canal Convexo

L= Larghezza disegno  
L= Measure design  
L= Longitud del dibujo


7 500x500



L=498X498

A	B	C	D	E
3,5	8			

8 500x500



L=498X498

A	B	C	D	E
	11	2,5		

12 500x500



L=498X498

A	B	C	D	E
2,5	5	3		

24/20 500x500



L=497X497

A	B	C	D	E
	9	3,5		


24/21 500x500



L=498X498

A	B	C	D	E
	15	6		

26 500x500



L=498X498

A	B	C	D	E
	10	3,5		

27/9 500x500



L=498X498

A	B	C	D	E
3	10	3,5		

41 500x500



L=497X497

A	B	C	D	E
	6,5	3		

43 500x500



L=498X498

A	B	C	D	E
6	12	3		

48/1 500x500



L=497X497

A	B	C	D	E
	9	3,5		

52 500x500



L=498X498

A	B	C	D	E
		4		

58/2 500x500



L=498X498

A	B	C	D	E
	5	6		

58/3 500x500



L=493X493

A	B	C	D	E
	10	6		

58/4 500x500



L=498X498

A	B	C	D	E
	12	4		

59/1 500x500



L=496X496

A	B	C	D	E

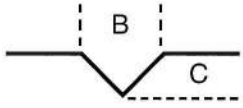
61 500x500



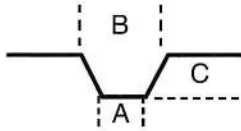
L=480X480

A	B	C	D	E
12,5/1,2	25/16	4		

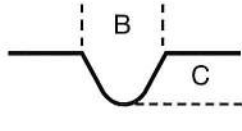




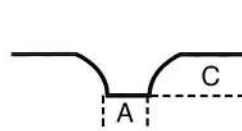
Canale a "V"  
"V" Channel  
Canal en punta



Canale Trapezoidale ("W")  
Trapezoidal Channel  
Canal Trapezoidal




Canale Rotondo ("R")  
Round Channel  
Canal Redondo



Canale bordo Rotondo ("BR")  
Round Edge Channel  
Canal Convexo

L= Larghezza disegno  
L= Measure design  
L= Longitud del dibujo

62 500x500



L=498X498

A	B	C	D	E
8	21	4		

63/3 500x500



L=497X497

A	B	C	D	E
		4	7	

64/2 500x500



L=498X498

A	B	C	D	E
	8	5,5		

64/3 500x500



L=494X494

A	B	C	D	E
	10	6		


65 500x500



L=498X498

A	B	C	D	E
	13	5,5		


67 500x500



L=497X497

A	B	C	D	E
7,8	24	2,5		


75 500x500



L=500X500

A	B	C	D	E
	4,5	2,5		


78 500x500



L=497X497

A	B	C	D	E
11,5	17,5	1,5		


78/1 500x500



L=497X497

A	B	C	D	E
11	24	4		

78/2 500x500



L=497X497

A	B	C	D	E
18	33	5		


154 500x500



L=497X497

A	B	C	D	E
	6,5	3		

182/1 500x500



L=498X498

A	B	C	D	E
3	12			

2001 500x500



L=492X492

A	B	C	D	E
6	11,3	3		


2081 500x500



L=497X497

A	B	C	D	E
9	11			

2082 500x500



L=497X497

A	B	C	D	E
	6,5	3/2		

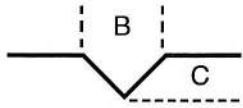
2083 500x500



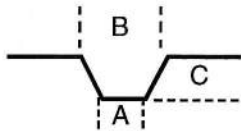
L=493X493

A	B	C	D	E
	9	4		

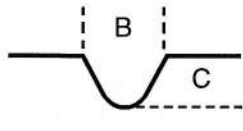




**Canale a "V"**  
"V" Channel  
Canal en punta



**Canale Trapezoidale ("W")**  
Trapezoidal Channel  
Canal Trapezoidal




**Canale Rotondo ("R")**  
Round Channel  
Canal Redondo



**Canale bordo Rotondo ("BR")**  
Round Edge Channel  
Canal Convexo

L= Larghezza disegno  
L= Measure design  
L= Longitud del dibujo

**2084** 500x500



L=497X497

A	B	C	D	E
	6	3		

**2089** 500x500



L=496X496

A	B	C	D	E
1,5	13	5,5		

**3010** 500x500



L=493X493

A	B	C	D	E
		1,5		

**3010/1** 500x500



L=498X498

A	B	C	D	E
		5		

**3010/2** 500x500



L=498X496

A	B	C	D	E
		2		

**3182** 500x500



L=497X497

A	B	C	D	E
	5	5		

**3247** 500x500



L=498X498

A	B	C	D	E

**3247/1** 500x500



L=497X497

A	B	C	D	E
		4,5		

**3248** 500x500



L=497X497

A	B	C	D	E

**3252** 500x500



L=496X496

A	B	C	D	E
		4		


**3270** 500x500



L=493X493

A	B	C	D	E
		3		


**5000** 500x500



L=492X492

A	B	C	D	E
3	9			

**5003** 500x500



L=496X496

A	B	C	D	E
4	14	3		

**5004** 500x500



L=497X497

A	B	C	D	E
	22	5		

**5029** 500x500



L=496X496

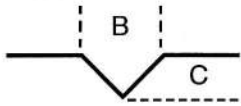
A	B	C	D	E

**5031** 500x500

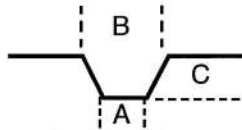


L=498X498

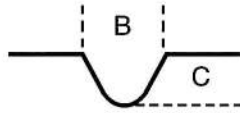
A	B	C	D	E



**Canale a "V"**  
*"V" Channel*  
*Canal en punta*



**Canale Trapezoidale ("W")**  
*Trapezoidal Channel*  
*Canal Trapezoidal*



**Canale Rotondo ("R")**  
*Round Channel*  
*Canal Redondo*



**Canale bordo Rotondo ("BR")**  
*Round Edge Channel*  
*Canal Convexo*

**L= Larghezza disegno**  
*L= Measure design*  
*L= Longitud del dibujo*

**5043**

500x500



L=491X491

A	B	C	D	E
		3		