

OMC Costruzioni Meccaniche

di Caprella Giuseppe Antonio & Figli

Via Brodolini, 4 - 50063 Figline Valdarno - Firenze (Italy)

Tel. 0039.055.9154005 - 9154968 - Fax 0039.055.9154968

www.omccaprella.it - omc@omccaprella.it



Catalogo Fondi Gommati

Rubber Base Catalogue

Catalogue des Fonds de Gomme

Каталог основание в резине

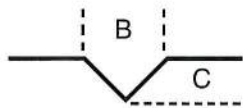
Catálogo Fondos de Goma



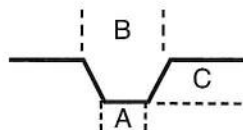


STAMPI
MOULDES 333x333
MOLDES

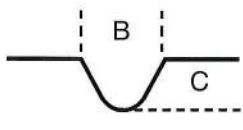




Canale a "V"
"V" Channel
Canal en punta



Canale Trapezoidale ("W")
Trapezoidal Channel
Canal Trapezoidal



Canale Rotondo ("R")
Round Channel
Canal Redondo



Canale bordo Rotondo ("BR")
Round Edge Channel
Canal Convexo

L= Larghezza disegno
L= Measure design
L= Longitud del dibujo

19 333x333



L=331X331

| A | B | C | D | E |
|---|---|---|---|---|
| | 6 | 3 | | |

23 333x333



L=326X326

| A | B | C | D | E |
|---|----|---|---|---|
| 7 | 14 | 5 | | |

29 333x333



L=331X331

| A | B | C | D | E |
|---|---|-----|---|---|
| | 5 | 2,5 | | |

46 333x333



L=333X333

| A | B | C | D | E |
|---|------|---|---|---|
| | 11,5 | 4 | | |

127 333x333



L=331X331

| A | B | C | D | E |
|-----|----|-----|---|---|
| 9,5 | 19 | 4,5 | | |

128 333x333



L=321X321

| A | B | C | D | E |
|---|---|---|---|---|
| | | | | |


128/1 333x333



L=330X330

| A | B | C | D | E |
|---|------|---|---|---|
| | 12,5 | 5 | | |

1022 333x333



L=332X332

| A | B | C | D | E |
|---|---|---|---|---|
| | 8 | 5 | | |

2003/2 333x333



L=323X323

| A | B | C | D | E |
|----|----|---|---|---|
| 10 | 21 | 6 | | |


2005 333x333



L=320X320

| A | B | C | D | E |
|----|----|---|---|---|
| 13 | 16 | 2 | | |


2030 333x333



L=330X330

| A | B | C | D | E |
|-----|------|---|---|---|
| 3,8 | 10,5 | | | |


2035 333x333



L=330X330

| A | B | C | D | E |
|-----|------|---|---|---|
| 3,8 | 10,5 | | | |

2088 333x333



L=331X331

| A | B | C | D | E |
|---|---|-----|---|---|
| | 8 | 5,5 | | |


2090 333x333



L=330X330

| A | B | C | D | E |
|---|----|---|---|---|
| 3 | 12 | 5 | | |

2091 333x333



L=331X331

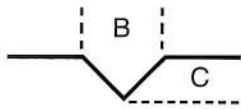
| A | B | C | D | E |
|---|---|---|---|---|
| | 8 | 5 | | |

2092 333x333

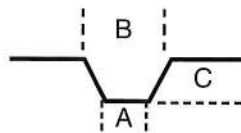


L=332X332

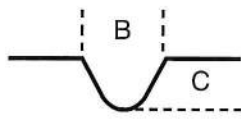
| A | B | C | D | E |
|---|----|-----|---|---|
| | 10 | 5,5 | | |



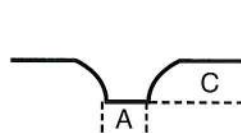
Canale a "V"
"V" Channel
Canal en punta



Canale Trapezoidale ("W")
Trapezoidal Channel
Canal Trapezoidal



Canale Rotondo ("R")
Round Channel
Canal Redondo



Canale bordo Rotondo ("BR")
Round Edge Channel
Canal Convexo

L= Larghezza disegno
L= Measure design
L= Longitud del dibujo


2093 333x333



L=331X331

| A | B | C | D | E |
|---|---|-----|---|---|
| | 8 | 5,5 | | |

2120 333x333



L=331X331

| A | B | C | D | E |
|---|-----|-----|---|---|
| | 2,5 | 5,5 | 2 | |

2121 333x333



L=329X329

| A | B | C | D | E |
|---|---|---|---|---|
| | 8 | 5 | | |

2122 333x333



L=328X328

| A | B | C | D | E |
|---|---|---|---|---|
| | 6 | 3 | | |

2123 333x333



L=328X328

| A | B | C | D | E |
|---|---|---|---|---|
| | 6 | 5 | | |

4255 333x333



L=328X328

| A | B | C | D | E |
|---|---|---|---|---|
| | | 4 | | |

4256 333x333



L=328X328

| A | B | C | D | E |
|---|---|-----|---|---|
| | | 5,5 | | |

4274 333x333



L=326X326

| A | B | C | D | E |
|---|---|----|---|---|
| | 7 | 14 | 5 | |

4276 333x333



L=326X326

| A | B | C | D | E |
|---|---|----|---|---|
| | 7 | 14 | 7 | |


4277 333x333



L=326X326

| A | B | C | D | E |
|---|---|----|---|---|
| | 7 | 14 | 5 | |


4278 333x333



L=326X326

| A | B | C | D | E |
|---|---|----|---|---|
| | 7 | 14 | 5 | |


4279 333x333



L=318X318

| A | B | C | D | E |
|---|---|----|---|---|
| | 3 | 14 | 5 | |

5203 333x333



L=330X330

| A | B | C | D | E |
|---|---|----|-----|---|
| | 3 | 11 | 5,5 | |

5204 333x333



L=331X331

| A | B | C | D | E |
|---|---|-----|---|---|
| | | 5,5 | | |


5205 333x333



L=331X331

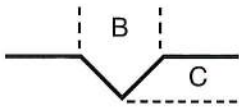
| A | B | C | D | E |
|---|---|-----|---|---|
| | | 5,5 | | |

5206 333x333

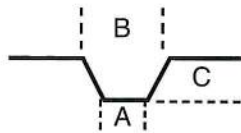


L=331X331

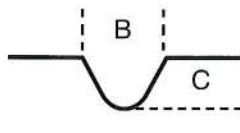
| A | B | C | D | E |
|---|---|-----|---|---|
| | 5 | 2,5 | | |



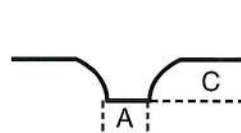
Canale a "V"
"V" Channel
Canal en punta



Canale Trapezoidale ("W")
Trapezoidal Channel
Canal Trapezoidal




Canale Rotondo ("R")
Round Channel
Canal Redondo



Canale bordo Rotondo ("BR")
Round Edge Channel
Canal Convexo

L= Larghezza disegno
L= Measure design
L= Longitud del dibujo

5207 333X333



L=331X331

| A | B | C | D | E |
|---|----|---|---|---|
| | 11 | 4 | | |

5208 333X333



L=330X330

| A | B | C | D | E |
|---|---|---|---|---|
| | 7 | 3 | | |


5209 333X333



L=331X331

| A | B | C | D | E |
|---|----|-----|---|---|
| | 13 | 2,5 | | |

5210 333X333



L=330X330

| A | B | C | D | E |
|---|----|---|---|---|
| | 11 | | | |

5211 333X333



L=331X331

| A | B | C | D | E |
|---|----|----|---|---|
| | 12 | 21 | 3 | |


5212 333X333



L=328X328

| A | B | C | D | E |
|---|---|---|---|---|
| | 8 | 5 | | |

5213 333X333



L=331X331

| A | B | C | D | E |
|---|---|---|---|---|
| | 6 | 3 | | |

5214 333X333



L=331X331

| A | B | C | D | E |
|---|---|-----|---|---|
| | 5 | 2,5 | | |

5215 333X333



L=331X331

| A | B | C | D | E |
|---|---|-----|---|---|
| | 5 | 2,5 | | |

5216 333X333



L=331X331

| A | B | C | D | E |
|---|---|-----|---|---|
| | 5 | 2,5 | | |

5217 333X333



L=331X331

| A | B | C | D | E |
|---|---|-----|---|---|
| | 3 | 4,5 | 2 | |


5219 333X333



L=331X331

| A | B | C | D | E |
|---|---|---|---|---|
| | 7 | 4 | | |

5220 333X333



L=331X331

| A | B | C | D | E |
|---|---|---|---|---|
| | 8 | 3 | | |

5221 333X333



L=319X319

| A | B | C | D | E |
|---|------|------|-----|---|
| | 14,5 | 22,5 | 4,5 | |

5222 333X333



L=330X330

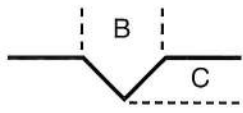
| A | B | C | D | E |
|---|----|-----|---|---|
| | 10 | 5,5 | | |

5223 333X333

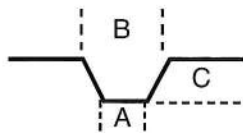


L=326X326

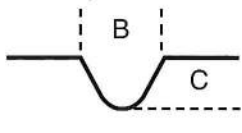
| A | B | C | D | E |
|---|---|----|---|---|
| | 7 | 14 | 5 | |



Canale a "V"
"V" Channel
Canal en punta



Canale Trapezoidale ("W")
Trapezoidal Channel
Canal Trapezoidal



Canale Rotondo ("R")
Round Channel
Canal Redondo



Canale bordo Rotondo ("BR")
Round Edge Channel
Canal Convexo

L= Larghezza disegno
L= Measure design
L= Longitud del dibujo


5224 333X333



L=326X326

| A | B | C | D | E |
|---|----|---|---|---|
| 7 | 14 | 5 | | |


5226 333X333



L=331X331

| A | B | C | D | E |
|---|---|---|---|---|
| | 8 | 3 | | |

5227 333X333



L=333X333

| A | B | C | D | E |
|---|----|---|---|---|
| | 10 | 5 | | |

5245 333X333



L=332X332

| A | B | C | D | E |
|---|---|-----|---|---|
| | | 5,5 | | |

5246 333X333



L=332X332

| A | B | C | D | E |
|---|---|---|---|---|
| | | 5 | | |

5251 333X333



L=324X324

| A | B | C | D | E |
|---|----|---|---|---|
| | 10 | 6 | | |

5472 333X333



L=323X323

| A | B | C | D | E |
|---|---|---|---|---|
| | 9 | 5 | | |

5487 333X333



L=329X329

| A | B | C | D | E |
|---|----|----|---|---|
| | 20 | 13 | | |