

OMC Costruzioni Meccaniche

di Caprella Giuseppe Antonio & Figli

Via Brodolini, 4 - 50063 Figline Valdarno - Firenze (Italy)

Tel. 0039.055.9154005 - 9154968 - Fax 0039.055.9154968

www.omccaprella.it - omc@omccaprella.it



Catalogo Fondi Gommati

Rubber Base Catalogue

Catalogue des Fonds de Gomme

Каталог основание в резине

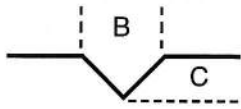
Catálogo Fondos de Goma



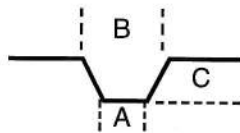


STAMPI
MOULDES 300x300
MOLDES

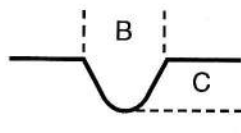




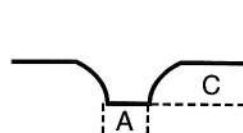
Canale a "V"
"V" Channel
Canal en punta



Canale Trapezoidale ("W")
Trapezoidal Channel
Canal Trapezoidal




Canale Rotondo ("R")
Round Channel
Canal Redondo



Canale bordo Rotondo ("BR")
Round Edge Channel
Canal Convexo

L= Larghezza disegno
L= Measure design
L= Longitud del dibujo


5 300x300



L=298X298

A	B	C	D	E
2,8	8	3,5		

11 300x300



L=290X290

A	B	C	D	E
5	9	5		

12/1 300x300



L=298X298

A	B	C	D	E
2,7	5	2		

14 300x300



L=299X299

A	B	C	D	E
	7	6		

16 300x300



L=298X298

A	B	C	D	E
	9	4		

17 300x300



L=297X297

A	B	C	D	E
	5	2,7		

20 300x300



L=297X297

A	B	C	D	E
	4	2,5		

31 300x300



L=298X298

A	B	C	D	E
	8	3,5		

34 300x300



L=297X297

A	B	C	D	E
		4		


36 300x300



L=298X298

A	B	C	D	E
		3,5		


40 300x300



L=290X290

A	B	C	D	E
10	19	5		

43/2 300x300



L=296X296

A	B	C	D	E
7	16,5	5		


45 300x300



L=298X298

A	B	C	D	E
	5	3,5		

47/1 300x300



L=299X299

A	B	C	D	E
	14	5,5		


51 300x300



L=297X297

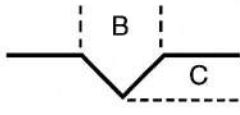
A	B	C	D	E
		3,5		

69 300x300

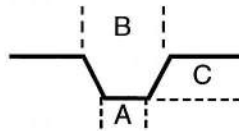


L=299X299

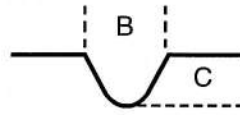
A	B	C	D	E
10	14	2		



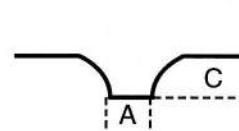
Canale a "V"
"V" Channel
Canal en punta



Canale Trapezoidale ("W")
Trapezoidal Channel
Canal Trapezoidal



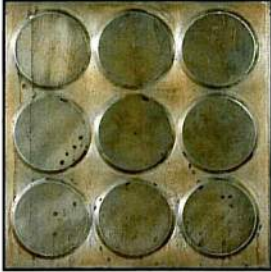
Canale Rotondo ("R")
Round Channel
Canal Redondo



Canale bordo Rotondo ("BR")
Round Edge Channel
Canal Convexo

L= Larghezza disegno
L= Measure design
L= Longitud del dibujo


72/1 300x300



L=296X296

A	B	C	D	E
		2,5		

73 300x300



L=288X288

A	B	C	D	E
28	35	4,5	8	

76 300x300



L=297X297

A	B	C	D	E
15	22	3,5		


80/1 300x300



L=290X290

A	B	C	D	E
10	13	3,5		

81 300x300



L=292X292

A	B	C	D	E
4,5	10,5	3,5		

83 300x300



L=290X290

A	B	C	D	E
9,5	18	4		

84/1 300x300



L=291,5X291,5

A	B	C	D	E
9	16	4,5		

88 300x300



L=298X298

A	B	C	D	E
5	5	2,5		

89 300x300



L=289X298

A	B	C	D	E
	8	5		

91 300x300



L=298X298

A	B	C	D	E
3	9	5		

92 300x300



L=298X298

A	B	C	D	E
2	7	3		

93 300x300



L=298X298

A	B	C	D	E
	3,5	2		


99 300x300



L=280X280

A	B	C	D	E
		1,5		


118 300x300



L=292X292

A	B	C	D	E
5	16	5,5		

134 300x300



L=298X298

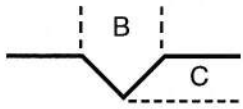
A	B	C	D	E
	9	3,5		

136 300x300

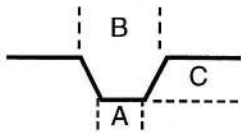


L=298X298

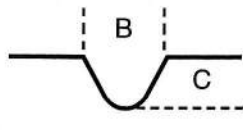
A	B	C	D	E
	7	3,5		



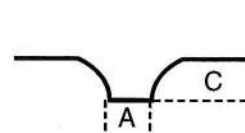
Canale a "V"
"V" Channel
Canal en punta



Canale Trapezoidale ("W")
Trapezoidal Channel
Canal Trapezoidal




Canale Rotondo ("R")
Round Channel
Canal Redondo



Canale bordo Rotondo ("BR")
Round Edge Channel
Canal Convexo

L= Larghezza disegno
L= Measure design
L= Longitud del dibujo

138 300x300



L=298X298

A	B	C	D	E
2	9	3,5		


140 300x300



L=298X298

A	B	C	D	E
	8	3,5		


142 300x300



L=297X297

A	B	C	D	E
2	8	3,5		

143 300x300



L=298X298

A	B	C	D	E
	9	4		


152 300x300



L=292X292

A	B	C	D	E
8	16	5		


163 300x300



L=287X287

A	B	C	D	E
50	25	3,5		

164 300x300



L=288X288

A	B	C	D	E

165 300x300



L=294X294

A	B	C	D	E
5	16	5,5		

170 300x300



L=297X297

A	B	C	D	E
		5,5		


171 300x300



L=298X298

A	B	C	D	E
	8	3,5		

175 300x300



L=296X296

A	B	C	D	E
	23,5	5		

176 300x300



L=290X290

A	B	C	D	E
9,5	14	4,5		

177 300x300



L=290X290

A	B	C	D	E
10	20	5,5		

178 300x300



L=290X290

A	B	C	D	E
9	14	4,5		

180 300x300



L=290X290

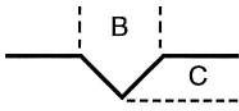
A	B	C	D	E
		10		

733 300x300

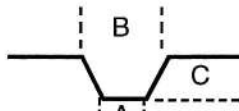


L=291,5X291,5

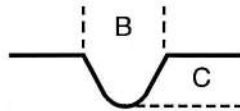
A	B	C	D	E
8	15	5,5		



Canale a "V"
"V" Channel
Canal en punta



Canale Trapezoidale ("W")
Trapezoidal Channel
Canal Trapezoidal



Canale Rotondo ("R")
Round Channel
Canal Redondo



Canale bordo Rotondo ("BR")
Round Edge Channel
Canal Convexo

L= Larghezza disegno
L= Measure design
L= Longitud del dibujo

1014 300x300



L=293X293

A	B	C	D	E
		5,5		

1014/1 300x300



L=293X293

A	B	C	D	E
		5		

1030 300x300



L=290X290

A	B	C	D	E
10	20	5,5		

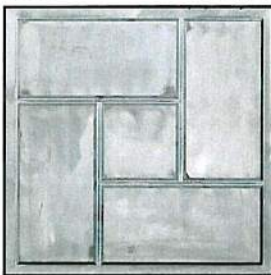
1042 300x300



L=292X292

A	B	C	D	E
	7,5	4		

1044 300x300



L=295X295

A	B	C	D	E
12	4,5	5,5		

2002 300x300



L=286X286

A	B	C	D	E
10	13	1,5		

2004 300x300



L=291X291

A	B	C	D	E
9	12	2		

2024 300x300



L=298X298

A	B	C	D	E
3,5	10	5		


2025 300x300



L=297X297

A	B	C	D	E
	10	5		

2029 300x300



L=285X285

A	B	C	D	E
25	35	5	15	

2040 300x300



L=297X297

A	B	C	D	E
1	13	3,5		


2054 300x300



L=298X298

A	B	C	D	E
	11	3,5		

2094 300x300



L=297X297

A	B	C	D	E
	9	3,5		


2095 300x300



L=297X297

A	B	C	D	E
	9	3,5		


2096 300x300



L=297X297

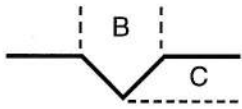
A	B	C	D	E
	9	3,5		

2097 300x300

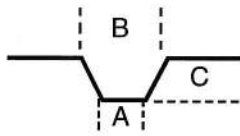


L=297X297

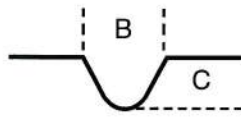
A	B	C	D	E
	9	3,5		



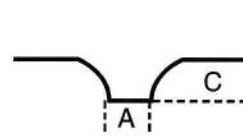
Canale a "V"
"V" Channel
Canal en punta



Canale Trapezoidale ("W")
Trapezoidal Channel
Canal Trapezoidal



Canale Rotondo ("R")
Round Channel
Canal Redondo



Canale bordo Rotondo ("BR")
Round Edge Channel
Canal Convexo

L= Larghezza disegno
L= Measure design
L= Longitud del dibujo


2098 300x300



L=297X297

A	B	C	D	E
	9	3,5		


2099 300x300



L=297X297

A	B	C	D	E
	9	3,5		

2100 300x300



L=250X250

A	B	C	D	E
50	55	2,5		

2101 300x300



L=296X296

A	B	C	D	E
3	11	5		


2102 300x300



L=298X298

A	B	C	D	E
	9	4		


2103 300x300



L=284X284

A	B	C	D	E
25	35	5	48	


2104 300x300



L=297,5X297,5

A	B	C	D	E
15	25	3,5 4	35	

2105 300x300



L=285X285

A	B	C	D	E
	23	6	52	


2110 300x300



L=298,5X298,5

A	B	C	D	E
		4,5		


2111 300x300



L=296X296

A	B	C	D	E
		4,5		

2112 300x300



L=294X294

A	B	C	D	E
6	20	5		


2114 300x300



L=285X285

A	B	C	D	E
	15	5	35	

2116 300x300



L=296X296

A	B	C	D	E
	8	4,5		

3237/5 300x300



L=297X297

A	B	C	D	E
		4		

3237/6 300x300



L=297X297

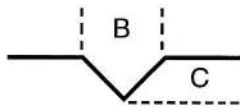
A	B	C	D	E
		4		

3237/7 300x300

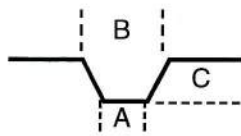


L=297X297

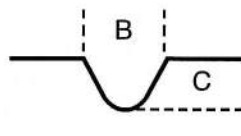
A	B	C	D	E
		4		



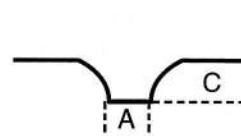
Canale a "V"
"V" Channel
Canal en punta



Canale Trapezoidale ("W")
Trapezoidal Channel
Canal Trapezoidal



Canale Rotondo ("R")
Round Channel
Canal Redondo



Canale bordo Rotondo ("BR")
Round Edge Channel
Canal Convexo

L= Larghezza disegno
L= Measure design
L= Longitud del dibujo


3237/8 300x300



L=297X297

A	B	C	D	E
		4		


3260 300x300



L=298X298

A	B	C	D	E
	5	4,5		

3261 300x300



L=298X298

A	B	C	D	E
	5	4,5		

3263 300x300



L=298X298

A	B	C	D	E
		3,5		

3264 300x300



L=298X298

A	B	C	D	E
	7	4		


3265 300x300



L=297X297

A	B	C	D	E
		4		


3266 300x300



L=294X294

A	B	C	D	E
	8,5	4,5		


3268 300x300



L=299X299

A	B	C	D	E
	27	4+2	251	

3269 300x300



L=284X284

A	B	C	D	E
40	49			

4280 300x300



L=296X296

A	B	C	D	E
3,5	12	4,5		


4281 300x300



L=294X294

A	B	C	D	E
	5	3,5		


4281/1 300x300



L=294X294

A	B	C	D	E
	5	3,5		

4281/2 300x300



L=294X294

A	B	C	D	E
	5	3,5		

5225 300x300



L=298X298

A	B	C	D	E
48	60	6		

5229 300x300



L=288X288

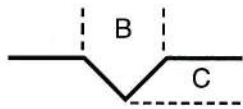
A	B	C	D	E
12	20	5		

5230 300x300

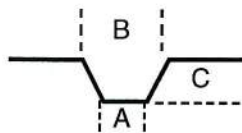


L=295X295

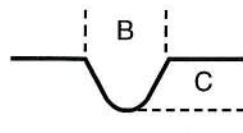
A	B	C	D	E
	7,5	4,5		



Canale a "V"
"V" Channel
Canal en punta



Canale Trapezoidale ("W")
Trapezoidal Channel
Canal Trapezoidal




Canale Rotondo ("R")
Round Channel
Canal Redondo



Canale bordo Rotondo ("BR")
Round Edge Channel
Canal Convexo

L= Larghezza disegno
L= Measure design
L= Longitud del dibujo

5231 300x300



L=298X298

A	B	C	D	E
22	12	10		

5232 300x300



L=297X297

A	B	C	D	E
8	18	7		


5233 300x300



L=298X298

A	B	C	D	E
	6	2,5		

5234 300x300



L=290X290

A	B	C	D	E
10	17,5	5,5		

5235 300x300



L=298X298

A	B	C	D	E

5236 300x300



L=297X297

A	B	C	D	E
	8	5		

5237 300x300



L=299X299

A	B	C	D	E
	13	6		

5238 300x300



L=298X298

A	B	C	D	E
	8,5	4		


5239 300x300



L=298X298

A	B	C	D	E

5240 300x300



L=290X290

A	B	C	D	E
10	15	5,5		

5241 300x300



L=298X298

A	B	C	D	E
	9	5,5		

5242 300x300



L=298X298

A	B	C	D	E
	9	4,5		

5243 300x300



L=298X298

A	B	C	D	E
	15	4		


5244 300x300



L=295X295

A	B	C	D	E
		7		

5247 300x300



L=295,5X295,5

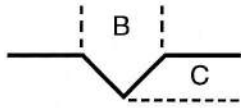
A	B	C	D	E
7,5	13	3		

5248 300x300

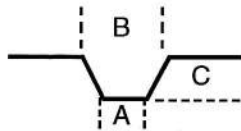


L=298X298

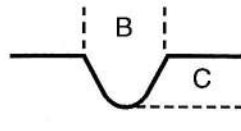
A	B	C	D	E
	3	2		



Canale a "V"
"V" Channel
Canal en punta



Canale Trapezoidale ("W")
Trapezoidal Channel
Canal Trapezoidal



Canale Rotondo ("R")
Round Channel
Canal Redondo



Canale bordo Rotondo ("BR")
Round Edge Channel
Canal Convexo

L= Larghezza disegno
L= Measure design
L= Longitud del dibujo

5249 300x300



L=294X294

A	B	C	D	E
	10	4,5		


5250 300x300



L=273X273

A	B	C	D	E
	17,5	4,5		

5253 300x300



L=298X298

A	B	C	D	E
	8	4		

5256 300x300



L=298X298

A	B	C	D	E
		5		


5258 300x300



L=298X298

A	B	C	D	E
		5		

5259 300x300



L=297,5X297,5

A	B	C	D	E
	10	5		

5260 300x300



L=298X298

A	B	C	D	E
		5		

5261 300x300



L=298X298

A	B	C	D	E
		5		

5264 300x300



L=298X298

A	B	C	D	E
8	18	6,5		


5265 300x300



L=290X290

A	B	C	D	E
7,5	13	3		

5266 300x300



L=296X296

A	B	C	D	E
6	17	6		

5267 300x300



L=297X297

A	B	C	D	E
	7	2,5		


5268 300x300



L=296X296

A	B	C	D	E
		2,5		

5269 300x300



L=298X298

A	B	C	D	E
	6	3		

5270 300x300



L=296X296

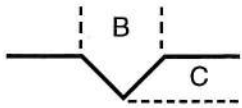
A	B	C	D	E
		3		

5271 300x300

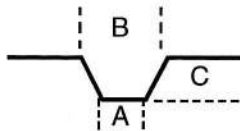


L=293X293

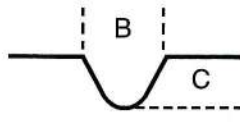
A	B	C	D	E
15	17	1,5	6	



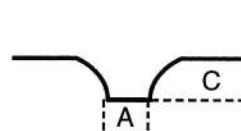
Canale a "V"
"V" Channel
Canal en punta



Canale Trapezoidale ("W")
Trapezoidal Channel
Canal Trapezoidal



Canale Rotondo ("R")
Round Channel
Canal Redondo



Canale bordo Rotondo ("BR")
Round Edge Channel
Canal Convexo

L= Larghezza disegno
L= Measure design
L= Longitud del dibujo


5272 300x300



L=290X290

A	B	C	D	E
		5	2,5	


5273 300x300



L=300X300

A	B	C	D	E
		5	2,5	

5274 300x300



L=295X295

A	B	C	D	E
4,5	12	5,5		

5275 300x300



L=292X292

A	B	C	D	E
8,5	18	5		

5276 300x300



L= L=298X298

A	B	C	D	E
	6	2,5		

5277 300x300



L=298X298

A	B	C	D	E
	7	3,5		

5278 300x300



L= L=298X298

A	B	C	D	E
5,5	12,5	4		

5279 300x300



L=297X297

A	B	C	D	E
		6		


5280 300x300



L= L=298X298

A	B	C	D	E
	6	2,5		


5281 300x300



L= L=298X298

A	B	C	D	E
	7,5	2,5		

5282 300x300



L=300X300

A	B	C	D	E
	6	3		


5283 300x300



L=298X298

A	B	C	D	E
	12	5		

5284 300x300



L=292X292

A	B	C	D	E
	16	7		

5285 300x300



L=297X297

A	B	C	D	E
3,5	12	4,5		

5286 300x300



L=292X292

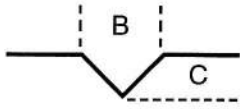
A	B	C	D	E
	4	4,5		

5287 300x300

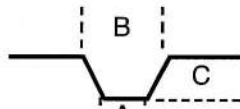


L=296X296

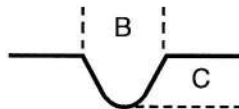
A	B	C	D	E
	13	4		



Canale a "V"
"V" Channel
Canal en punta



Canale Trapezoidale ("W")
Trapezoidal Channel
Canal Trapezoidal



Canale Rotondo ("R")
Round Channel
Canal Redondo



Canale bordo Rotondo ("BR")
Round Edge Channel
Canal Convexo

L= Larghezza disegno
L= Measure design
L= Longitud del dibujo

5288 300x300



L=298X298

A	B	C	D	E
		7		

5289 300x300



L=298X298

A	B	C	D	E
		7		

5290 300x300



L=298X298

A	B	C	D	E
		7		

5296 300x300



L=298X298

A	B	C	D	E
		7		


5300 300x300



L=298X298

A	B	C	D	E
		2		

5301 300x300



L=297X297

A	B	C	D	E
	6,5	3,5		

5302 300x300



L=297X297

A	B	C	D	E
50	32	3		


5303 300x300



L=298X298

A	B	C	D	E
	9	2,5		

5304 300x300



L=294X294

A	B	C	D	E
	10	5		

5305 300x300



L=299X299

A	B	C	D	E
	9	3		

5306 300x300



L=298X298

A	B	C	D	E
8	21	4		

5307 300x300



L=298X298

A	B	C	D	E
6	21	4		

5308 300x300



L=298X298

A	B	C	D	E
	6,5	4,5		

5309 300x300



L=297X297

A	B	C	D	E
	11	3,5		


5310 300x300



L=298X298

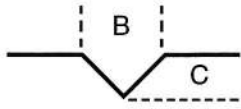
A	B	C	D	E
	8,5	3		

5311 300x300

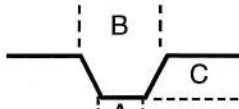


L=298X298

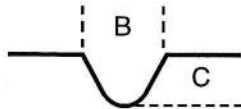
A	B	C	D	E
	9,5	5		



Canale a "V"
"V" Channel
Canal en punta



Canale Trapezoidale ("W")
Trapezoidal Channel
Canal Trapezoidal




Canale Rotondo ("R")
Round Channel
Canal Redondo



Canale bordo Rotondo ("BR")
Round Edge Channel
Canal Convexo

L= Larghezza disegno
L= Measure design
L= Longitud del dibujo

5312 300x300



L=298X298

A	B	C	D	E
	6,5	3,5		


5313 300x300



L=298X298

A	B	C	D	E
	8,5	3,5		

5314 300x300



L=298X298

A	B	C	D	E
	9	3,5		

5316 300x300



L=298X298

A	B	C	D	E
	12	3,5		

5317 300x300



L=297X297

A	B	C	D	E
	4	3		


5318 300x300



L=292X292

A	B	C	D	E
	2	15	3,5	

5319 300x300



L=296X296

A	B	C	D	E
	8	18	3	

5320 300x300



L=296X296

A	B	C	D	E
	5	13	4	

5321 300x300



L=290X290

A	B	C	D	E
	10	15	4,5	


5322 300x300



L=297X297

A	B	C	D	E
	7	2,5		

5323 300x300



L=297X297

A	B	C	D	E
	7	3,5		

5324 300x300



L=299X299

A	B	C	D	E
	7	6		


5325 300x300



L=298X298

A	B	C	D	E
	7	3		


5326 300x300



L=298X298

A	B	C	D	E
	5	3		


5327 300x300



L=297X297

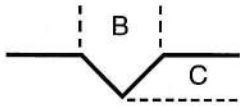
A	B	C	D	E
	8	18	3	

5328 300x300

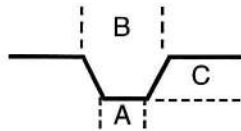


L=298X298

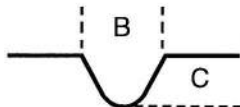
A	B	C	D	E
	10	3		



Canale a "V"
"V" Channel
Canal en punta



Canale Trapezoidale ("W")
Trapezoidal Channel
Canal Trapezoidal



Canale Rotondo ("R")
Round Channel
Canal Redondo



Canale bordo Rotondo ("BR")
Round Edge Channel
Canal Convexo

L= Larghezza disegno
L= Measure design
L= Longitud del dibujo


5329 300x300



L=297X297

A	B	C	D	E
	10	2,5		

5331 300x300



L=280X280

A	B	C	D	E
15	25	3		

5332 300x300



L=297X297

A	B	C	D	E
2,5	9	3		

5338 300x300



L=296X296

A	B	C	D	E
7	18	3,5		


5339 300x300



L=288X288

A	B	C	D	E
10	15	2,5		


5341 300x300



L=297X297

A	B	C	D	E
	10	3,5		

5352 300X300



L=298X298

A	B	C	D	E
	10	5		